




aus einem Rechteck ein Quadrat schneiden




so falten, das die
Faltlinien ein Kreuz bilden



die 4 Ecken genau zum
Mittelpunkt falten


1



es schaut aus wie ein
Briefumschlag



umdrehen




Briefumschlag


2




umdrehen



Briefumschlag




umdrehen





Schlitz etwas öffnen und nach
oben schieben


3



gegenüber liegende Spitze öffnen



beide Ecken vorsichtig
auseinanderziehen



fertig !

