



Rechteck 2 mal falten

1




öffnen


Mittellinie beachten




offene Seite unten



zur Mitte falten




nach oben falten



umdrehen


nach oben falten




Seiten zusammen





Spitze nach oben falten




umdrehen, Spitze nach oben falten



Spitzen zusammendrücken



beide Spitzen auseinanderziehen



fertig !

Du kannst mehrere Schiffchen falten und damit ein Bild gestalten

2

